



EVERISING MACHINE CO.

www.everising.com

CNC BAND SAW



ISO9001 CE

COOL CUT TECHNOLOGY

Temperature Control = Accuracy Control = Efficiency

E

SERIES



Temperature Cool Down



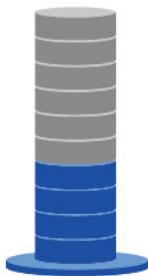
Automatic centering coolant supply unit cools down the cutting area directly.



Automatic centering compact coolant supply unit is able to cool cutting area directly. (Patented)

Temperature

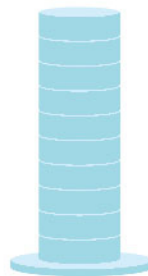
27°C




E Series



68°C



Standard Sawing Machine



Temperature




60%


TECHNOLOGY

Efficiency Upgrade

Noise Reduction




Automatic tracking blade guide for optimal blade strength with anti-vibration feature.



The new **EVERISING** Tungsten Carbide Saw Blade features smooth sawing performance.

Noise Measurement


79.3 db



■ E Series



91.2 db



■ Standard Sawing Machine



Noise Level



13%

Suppress Vibration

- Intelligent HMI for the optimum cutting conditions.
- Vibration-Free Proportional Valve and Built-in Linear Magnetic Switch are employed for accurate bar in-feeds.



Applying high rigidity linear guide ways instead of vertical bars.



Automatic Blade Tracking Guide actuated by linear guide ways.



High torque Gearbox quietly powers the saw blade.

THE COMBINATION OF ERGONOMICS & RIGIDITY

Engineered for Efficiency and Profitability

The EVERISING E Series is a state-of-the-art band saw machine with number of intelligent functions are designed to be operator-friendly with modern engineering concepts.



Functions with the Most Appealing Price-Performance Ratio

■ Safety First

Safety blade changing device. (Patented)

■ Automatic adjusting dual wire brushes. (Patented)

Prevent the blade from being damaged by sawing chips, and prolong the service lifetime of saw blade.


■ Features of Saw Blade:

- The shorter blade length leads to an increase of efficiency while lowering cost of consumable part.
- Available to use bi-metal blade and carbide blade.
- The figure 3 shows an out of square detector.




Everising own-designed CNC system:

- In combination with full color touch screen.
- Offering optimum down feeding condition and cutting method, applicable for standard as well as tough materials.
- Technical parameters / data library are CNC controlled for easy operation and optimum performance.




▲ Automatic loading system (Optional)


Streamline Machine Status LED



Abnormal / Alarm



Machine Stop / Warning



Normal / Cutting in Progress



Shockless hydraulic controlled bar feed shuttle system

- Two linear guide ways are employed for precision and stable last-cut.
- Two sawing positions respectively for long or short material.
- In feeding bars are firmly clamped by the twin floating vise at the front and rear side.
- The saw blade rises up automatically when a sawing cycle finished.

E SERIES

SPECIFICATION

Model		E-430	E-530	E-830
CAPACITY	●	Ø30-430 mm	Ø30-530 mm	Ø250-830 mm
	■	30-430 mm	30-530 mm	250-830 mm
BLADE SIZE		5900 x 54 x 1.6 mm	6670 x 67 x 1.6 mm	8500 x 80 x 1.6 mm
BLADE SPEED		15-120 m/min	15-120 m/min	12-120 m/min
MOTOR	BLADE DRIVE	11 kW	15 kW	18.5 kW
	HYD. PUMP	3.7 kW	3.7 kW	3.7 kW
	COOLANT PUMP		0.375 kW	
	WIRE BRUSH		90 W	
BLADE TENSION			Hydraulic	
CARBIDE CLAMPING			Hydraulic	
SAW FEEDING			NC hydraulic	
SHUTTLE STROKE		500 mm NC hydraulic control		600 mm NC hydraulic control
AUTO. CHIP CONVEYOR		Chain type		
MACHINE DIMENSION		3700 x 2000 x 2300 mm	4050 x 2100 x 2450 mm	5350 x 2200 x 3000 mm
MACHINE WEIGHT		5500 kgs	7000 kgs	13000 kgs

* All specifications, dimensions and design characteristics shown in this catalogue are subject to change without prior notice.

STANDARD FEATURES

- Variable blade speed controlled by inverter.
- Guide arm travels on linear guide way and moves in coordination with the movable vise jaw.
- Technical parameters are CNC controlled for an optimal processing of workpiece.
- Out of square detector.
- Hydraulic blade tensioning.
- Idler wheel motion detector with blade stalling and breakage shutoff.
- Hydraulic actuated carbide blade guides.
- Roller type work table.

OPTIONAL EQUIPMENT

- Profile shape cutting.
- Automatic loading system.
- 2M LONG DEAD ROLLER TABLE - STRONG TYPE.
- 2M LONG POWER ROLLER TABLE - HYDRAULIC TYPE.



EVERISING
EVERISING MACHINE CO.



No.1 Jingke 1st Road, Nantun District, Taichung 408, Taiwan.

TEL : +886-4-2350-5300 / FAX : +886-4-2350-5420

E-mail : evrs@everising.com.tw

<http://www.everising.com>